



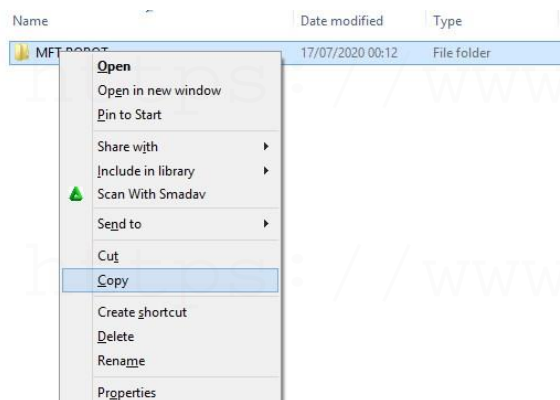
MFT TRADING ROBOT GUIDELINES

DOWNLOAD MT4/MT5

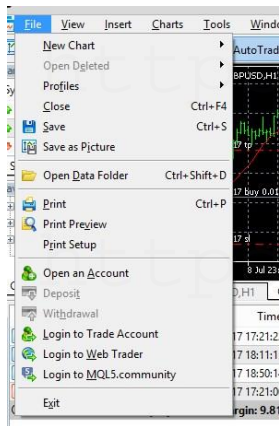
Step 1- Purchase your copy of MFT Trading robot

Step 2- Transfer the copy of your trading robot to your PC or Laptop

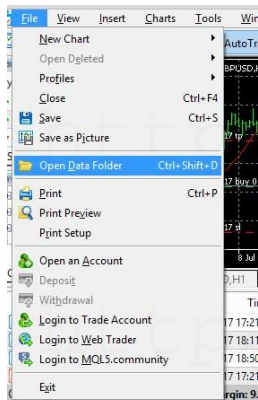
Step 3- Copy The FILE OF MFT TRADING ROBOT



Step 5 Login to your Mt4 and click file at the top



Step 6 Navigate Open data folder under File



Step 7: Open the data folder and Select MQL5/MQL4

Name	Date modified	Type
bases	16/07/2020 16:50	File folder
config	16/07/2020 19:01	File folder
logs	17/07/2020 00:24	File folder
MQL5	16/07/2020 19:01	File folder
profiles	16/07/2020 16:07	File folder
Tester	16/07/2020 16:07	File folder
origin	16/07/2020 16:07	Text Document

Step:8 Open the MQLF Folder and select experts file

experts.dat	17/07/2020 16:46	DAT File
Shared Projects	16/07/2020 19:01	File folder
Services	16/07/2020 16:07	File folder
Scripts	16/07/2020 16:07	File folder
Profiles	16/07/2020 16:07	File folder
Presets	16/07/2020 16:07	File folder
Logs	17/07/2020 13:09	File folder
Libraries	16/07/2020 16:07	File folder
Indicators	16/07/2020 16:07	File folder
Include	16/07/2020 16:07	File folder
Images	16/07/2020 16:07	File folder
Files	16/07/2020 17:10	File folder
Experts	17/07/2020 16:31	File folder

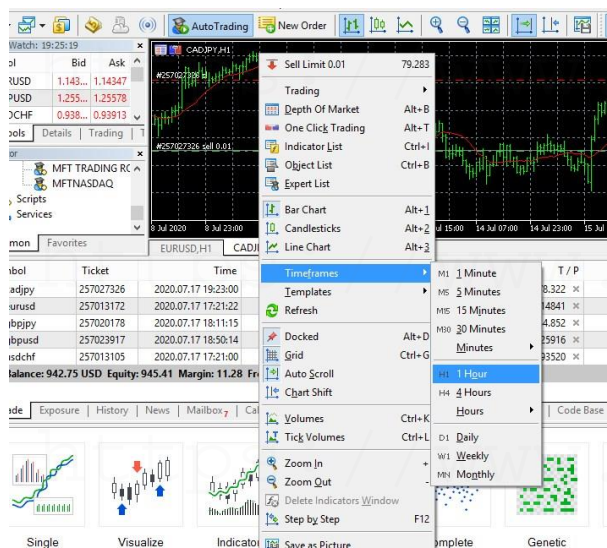
Step 9 Paste the MFT file that you received

Name	Date modified	Type
Advisors	16/07/2020 19:42	File folder
Examples	16/07/2020 16:07	File folder
MFT ROBOT	17/07/2020 16:51	File folder

Step 10: On your mt4 go to navigator, press the left click and select refresh



Step 10 Make sure your chart is on H1 for mt5 and for mt4 you can use M15 time frame



Step 11 Click Auto Trading/ Algo trading and it should turn to green



Step 11 under expert file grab and paste MFT ROBOT to your chart





Step 13 you are done enjoy your robot

- You can open as many pairs as you want by simply double clicking the position the robot opened check whether it is a sell or Buy then click sell if it a sell click buy if it is a buy
- You can choose any currency you prefer and you can open as many pairs as you want by simply grabbing the mft robot and paste it on your chart



**For Free Forex EA, Indicators and more Visit
ForeXCracked.com**

Join Our Telegram Group Chat To Discuss Further About These.

>>>> <https://t.me/fxcracked>

Free trading system, Reviews of Brokers, EA and more.

>>>> <https://www.fxcracked.com>

Our forum

>>>> <https://www.JustForForex.com>

Our Discord Channel



>>>> <https://discord.gg/43P5CRk>

Reliable and Trusted FOREX VPS

>>>> <https://fxvm.net/>

Our Trusted Broker List



>>>> <http://bit.ly/Trusted-Brokers>

	Min Deposit of 5\$ Allow Cent Account Levergae up to 1:888	Register
	Min Deposit of 20\$ Allow USA Traders Levergae up to 1:500	Register

Trusted Forex Signals

	 trade_with_sam Earn While Learn ★★★★★ 5.0 (41 reviews)	FOREX SIGNALS 600 to 800 Pips Weekly 90% Accurate
--	---	--

Free 30\$ No Deposit Forex Bonus

Get your \$30 Trading Bonus*	 
<small>*T&Cs apply. Forex and CFD trading is high risk and can result in the loss of all your invested capital.</small>	Open an Account